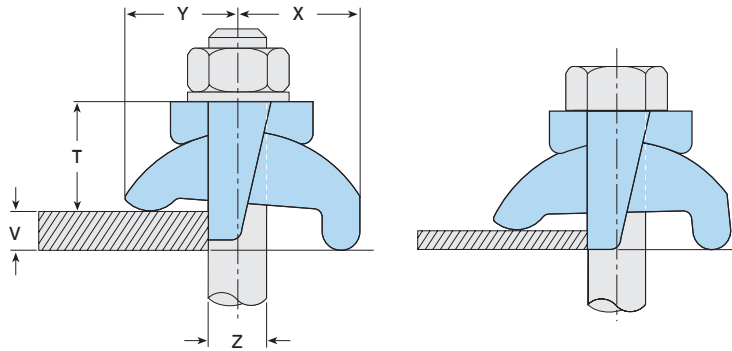




Type LR

A versatile, self-adjusting clamp designed to suit a range of flange thicknesses.



Note 1: When installing, ensure the straight (not tapered) leg of the saddle is in contact with the flange.
 Note 2: Y, X and T will vary depending on the thickness of V.

▶ Watch the installation video at www.LindapterUSA.com

- Clamping ranges from 1/8" - 1" (size 1").
- For parallel and tapered flanges up to 15°.
- The leg of the saddle prevents the clamp from rotating.
- The tail spans slotted clearance holes.

- ▶ Packing pieces are available to increase the clamping range, see page 15.
- ▶ Location plate / end plate details can also be found on page 15.

Material: Malleable iron, zinc plated / hot dip galvanized.



Product Code	Bolt Grd. 5 / A325 Z	Safe Working Loads (FOS 5:1)		Tightening Torque* ft lb	Clamping Range ¹⁾ V	Dimensions			Width with Saddle
		Tensile Resistance / 1 Bolt lbs	Slip Resistance / 2 Bolts lbs			Y	X	T	
LLR037	3/8"	330	-	15	1/8" - 3/8"	13/16" - 15/16"	15/16" - 1"	13/16" - 15/16"	15/16"
LLR050	1/2"	1300	157	50	1/8" - 1/2"	1" - 1 1/8"	1" - 1 1/4"	1" - 1 1/8"	1 9/16"
LLR062	5/8"	1640	337	108	1/8" - 5/8"	1 3/16" - 1 3/8"	1 5/16" - 1 7/16"	1 3/16" - 1 7/16"	1 13/16"
LLR075	3/4"	3300	674	210	1/8" - 3/4"	1 5/8" - 1 5/16"	1 13/16" - 2"	1 5/8" - 1 7/8"	2 1/4"
LLR100	1"	4430	1012	362	1/8" - 1"	1 7/8" - 2 1/4"	2 1/16" - 2 1/4"	1 3/4" - 2 1/8"	3"

¹⁾ For thicker flanges, see the packing pieces on page 15.

* Torque figures based on bolts / setscrews in an unlubricated condition. For further information on lubricated fasteners see page 58.



Strut & Supply, Inc.
 28005 W. Commercial Ave. Barrington, IL 60010
 Ph: 847.756.4337 Fx: 847.304.1891
 email: CustomerService@strutandsupply.com

GIRDER CLAMPS

RAIL CONNECTIONS

LIFTING POINTS

HOLLO-BOLT

FLOOR CONNECTIONS

PIPE SUPPORTS

FAQS & CASE STUDIES