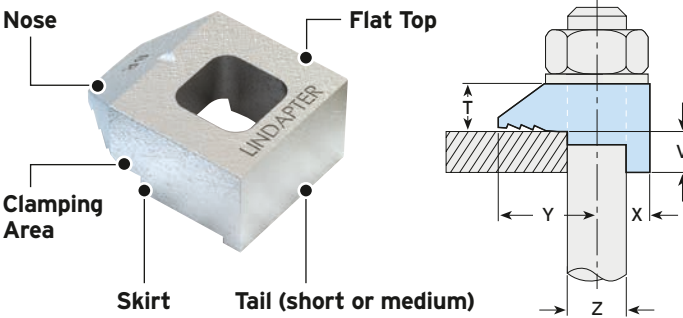


Type BR

A basic clamp for securing low speed rail or steel beams with either parallel or tapered flanges up to 8°. The tail is available in two lengths and spans slotted clearance holes.



Material: Malleable iron, zinc plated or hot dip galvanised.

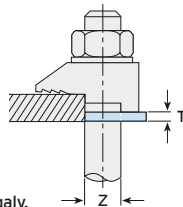

Product Code	Bolt 8.8 Z	Standard Loads (FOS 5:1)			Reduced Loads (FOS 5:1) (not suitable for slip conditions)		Dimensions					
		Tensile / 1 Bolt kN	Slip / 2 Bolts kN	Tightening Torque* Nm	Tensile / 1 Bolt kN	Tightening Torque* Nm	Y mm	X mm	Tail Length V		T mm	Width mm
									short mm	medium mm		
BR12	M12	5.8	0.7	69	3.7	39	26	13	4	6	13	29
BR16	M16	7.3	1.5	147	5.2	93	30	16	6	8	16	35
BR20	M20	14.7	3.0	285	8.6	177	36	19	7	10	19	42

* Torque figures based on bolts / setscrews in an unlubricated condition. For further information on lubricated fasteners see page 70.

- Contact Lindapter to ensure suitability of the component for application.
- Please ensure the anchor device is suitable for the torque value shown above.

Packing Pieces and Combinations for Type BR

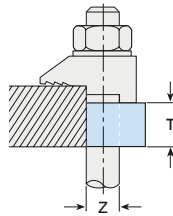

Type CW



Mild steel, zinc plated or hot dip galv.

Product Code	Bolt Size Z	Dimension T (mm)
CW12	M12	2.5
CW16	M16	3
CW20	M20	4

Type P1 short / Type P2 short



Mild steel, malleable iron, zinc plated or hot dip galv.

Product Code	Bolt Size Z	Dimension T (mm)
P1S12	M12	6
P1S16	M16	8
P1S20	M20	10
P2S12	M12	12
P2S16	M16	16
P2S20	M20	20

Packing Combinations for Type BR (For rails up to and including 8° slope)

➤ For thicker flanges please contact Lindapter.

Flange Thickness mm	M12				M16				M20			
	BR	CW	P1S	P2S	BR	CW	P1S	P2S	BR	CW	P1S	P2S
5	S	-	-	-	-	-	-	-	-	-	-	-
6	M	-	-	-	S	-	-	-	-	-	-	-
7	S	1	-	-	S	-	-	-	S	-	-	-
8	M	1	-	-	M	-	-	-	S	-	-	-
9	S	2	-	-	S	1	-	-	S	-	-	-
10	S	2	-	-	S	1	-	-	M	-	-	-
11	M	2	-	-	M	1	-	-	S	1	-	-
12	M	-	1	-	S	2	-	-	S	1	-	-
13	S	1	1	-	S	2	-	-	S	1	-	-
14	M	1	1	-	S	-	1	-	M	1	-	-
15	S	2	1	-	S	-	1	-	S	2	-	-
16	S	2	1	-	M	-	1	-	S	2	-	-
17	M	2	1	-	S	1	1	-	S	-	1	-
18	M	2	1	-	S	1	1	-	M	2	-	-
19	S	1	-	1	M	1	1	-	S	3	-	-
20	M	1	-	1	S	2	1	-	M	-	1	-
21	M	1	-	1	S	2	1	-	M	-	1	-
22	S	-	1	1	S	-	-	1	M	3	-	-
23	M	2	-	1	M	-	-	1	M	3	-	-
24	M	-	1	1	M	-	-	1	M	1	1	-
25	S	1	1	1	S	1	-	1	S	2	1	-
26	M	1	1	1	S	1	-	1	S	2	1	-
27	S	2	1	1	M	1	-	1	S	-	-	1
28	S	-	-	2	S	2	-	1	M	2	1	-
29	S	-	-	2	S	2	-	1	M	2	1	-
30	M	-	-	2	M	2	-	1	M	-	-	1
31	S	1	-	2	M	2	-	1	S	1	-	1

S = BR short M = BR medium CW = Type CW P1S = P1 short P2S = P2 short